

Assembly and disassembly of Switch-Blade™ laparoscopic scissors

Snowden-Pencer™ laparoscopic products

Assembly

1. Remove tip from sterile packaging.
2. Ensure blades are closed and protective clear cap is on.
3. Close handle. Grasp instrument shaft.
4. Thread the tip onto the shaft, turning clockwise, and tighten by hand.



5. Remove and save protective clear cap.
6. Open handle until audible "click" is heard.



7. Perform visual inspection of blades to confirm blades will move by opening and closing the handle and verify the connection.





Disassembly


1. Close blades.
2. Replace protective clear cap on scissors.
3. Grasp the instrument shaft. **Do not grasp the handle.**
4. Unthread tip from shaft in a counterclockwise motion. Spread handle rings.



5. Pull tip off in straight motion from the shaft. **Do not bend the tip down as this can damage the shaft of the instrument.**



6. Discard scissor tip in accordance with hospital policy.
7. Open handle for visual inspection of actuating rod.



8. Ensure ball is not damaged.

Think Blue for ergonomics, versatility and durability.

Next generation Snowden-Pencer instruments all have ergonomic blue handles.

For more information or to place an order, please contact your V. Mueller®/Snowden-Pencer Sales Representative or visit carefusion.com/thinkblue.

Catalog no.	Description
SP90-1053	Reusable handle and shaft, 36 cm
SP90-1253	Reusable handle and shaft, 45 cm
89-5103	Disposable curved Metzenbaum scissor tip
89-5303	Disposable curved mini-Metzenbaum scissor tip
89-5115	Disposable straight scissor tip

These instructions are intended as a reference. Please read the complete Instructions for Use that come with the Switch-Blade scissors for more detailed directions.

CareFusion
1500 Waukegan Road
McGaw Park, IL 60085 USA



CareFusion France 309 S.A.S.
8 bis rue de la Renaissance
F-44110 CHATEAUBRIANT

© 2012 CareFusion Corporation or one of its subsidiaries. All rights reserved. V. Mueller, Snowden-Pencer and Switch-Blade are trademarks or registered trademarks of CareFusion Corporation or one of its subsidiaries.

Medical devices class IIb according to Medical Devices Directive 93/42/EC - CE marked by TÜV Product Service GmbH (0123)
LTT11154en-ED02-DEC12

carefusion.com



CareFusion